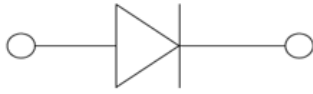


High Speed Switching Diode



SOD123

Features

- Epoxy meets UL-94 V-0 flammability rating and halogen free
- Moisture Sensitivity Level 1
- V_{RRM} 100V
- I_{FAV} 250mA
- Part no. with suffix "Q" means AEC-Q101 qualified

Applications

- Extreme fast switches
- Automotive

Mechanical Data

- **Case:** SOD123
- **Terminals:** Tin plated leads, solderable per J-STD-002 and JESD22-B102
- **Polarity:** Cathode line denotes the cathode end
- **Marking:** T5

■ Maximum Ratings ($T_a=25^\circ\text{C}$ Unless otherwise specified)

PARAMETER	SYMBOL	UNIT	CONDITIONS	VALUE
Repetitive Peak Reverse Voltage	V_{RRM}	V		100
Average Forward Current	I_{FAV}	mA		250
Peak Forward Surge Current	I_{FSM}	A	Pulse width=1 us Pulse width=1 s	2 0.5
Power Dissipation	P_{tot}	mW		500
Thermal Resistance Junction to Ambient	R_{thJA}	K/W		250
Junction Temperature	T_j	$^\circ\text{C}$		-55 to +150
Storage Temperature Range	T_{stg}	$^\circ\text{C}$		-55 to +150



1N4448WQ

■ Electrical Characteristics (T_a=25°C Unless otherwise specified)

PARAMETER	SYMBOL	UNIT	CONDITIONS	MIN	MAX
Forward Voltage	V _F	V	I _F =100mA		1.0
Reverse Current	I _R	nA	V _R =20V		25
			V _R =75V		200
Breakdown Voltage	V _R	V	I _R =100μA	100	
Junction Capacitance	C _j	pF	V _R =V _F =0V, f =1MHz		4
Reverse Recovery Time	t _{rr}	ns	I _F =I _R =10mA, I _{rr} =0.1I _R , R _L =100Ω		4

■ Ordering Information (Example)

PREFERRED P/N	PACKING CODE	UNIT WEIGHT(g)	MINIMUM PACKAGE(pcs)	INNER BOX QUANTITY(pcs)	OUTER CARTON QUANTITY(pcs)	DELIVERY MODE
1N4448WQ	F2	Approximate 0.010	3000	30000	120000	7" reel



1N4448WQ

■ Characteristics (Typical)

Fig.1: P_D-T_A

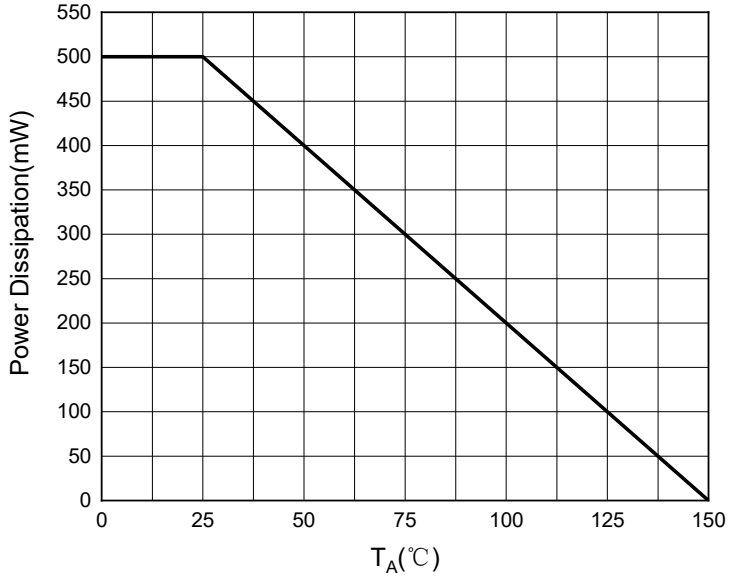


Fig.2: Capacitance Characteristics

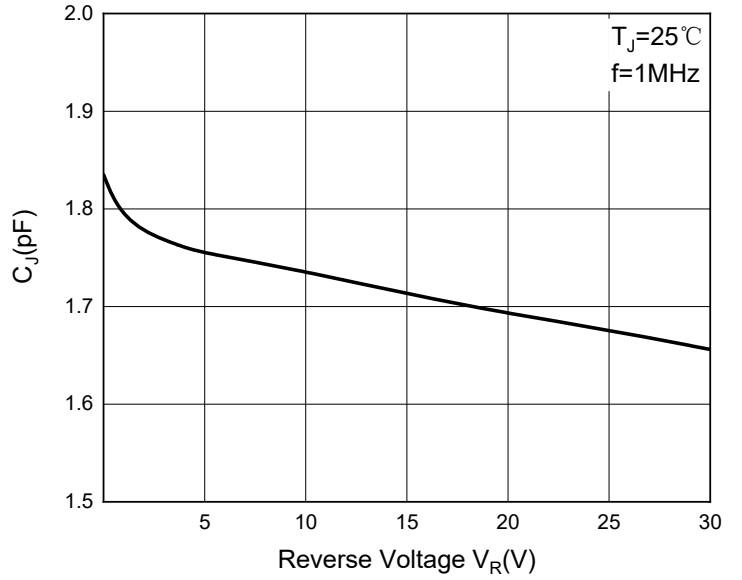


Fig.3: Forward Characteristics

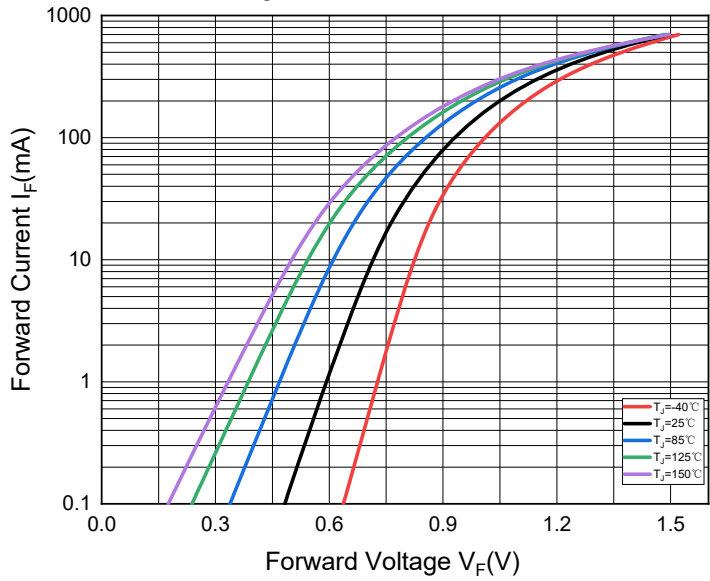
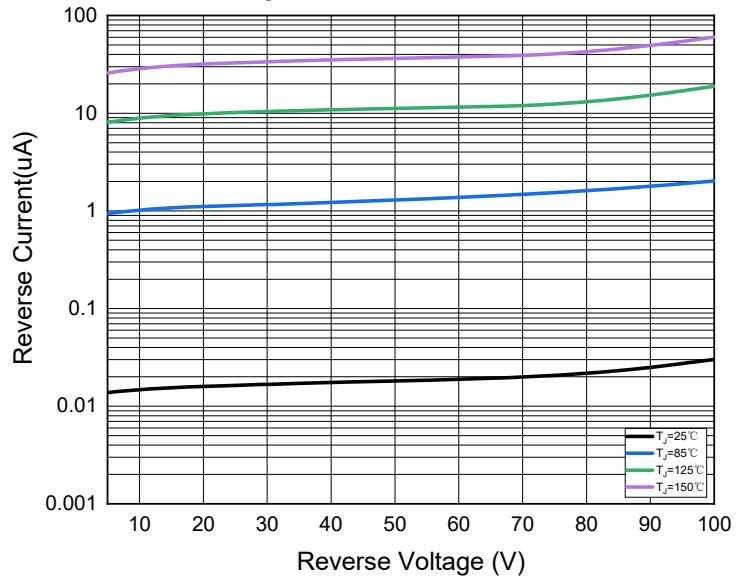


Fig.4: Reverse Characteristics

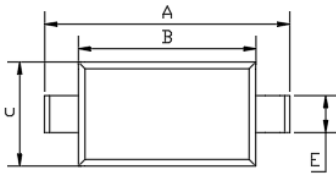




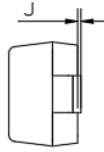
1N4448WQ

■ Outline Dimensions

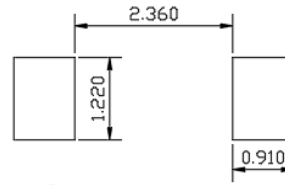
SOD-123



TOP VIEW



SIDE VIEW



UNIT : mm

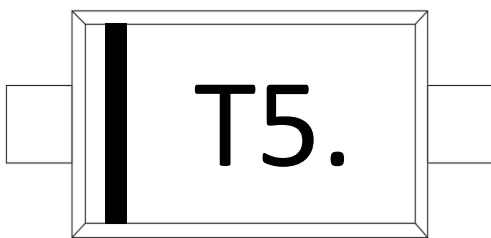
SUGGESTED SOLDER PAD LAYOUT



SIDE VIEW

DIMENSIONS				
DIM	INCHES		MM	
	MIN	MAX	MIN	MAX
A	0.140	0.152	3.550	3.850
B	0.100	0.112	2.550	2.850
C	0.055	0.071	1.400	1.800
D	0.037	0.053	0.950	1.350
E	0.020	0.028	0.510	0.710
G	0.006	0.018	0.150	0.450
H	0.003	0.010	0.080	0.250
J	0.000	0.006	0.000	0.150
θ	0	8°	0	8°

■ Marking Information



Note:

1. All marking is at middle of the product body
2. All marking is in laser marking
3. Body color: Black



1N4448WQ

Disclaimer

The information presented in this document is for reference only. Yangzhou Yangjie Electronic Technology Co., Ltd. reserves the right to make changes without notice for the specification of the products displayed herein to improve reliability, function or design or otherwise.

The product listed herein is designed to be used with automotive electronics, are not designed for use in medical, life-saving, life-sustaining, or military, Yangjie or anyone on its behalf, assumes no responsibility or liability for any damages resulting from such improper use of sale.

This publication supersedes & replaces all information previously supplied. For additional information, please visit our website [http:// www.21yangjie.com](http://www.21yangjie.com) , or consult your nearest Yangjie's sales office for further assistance.